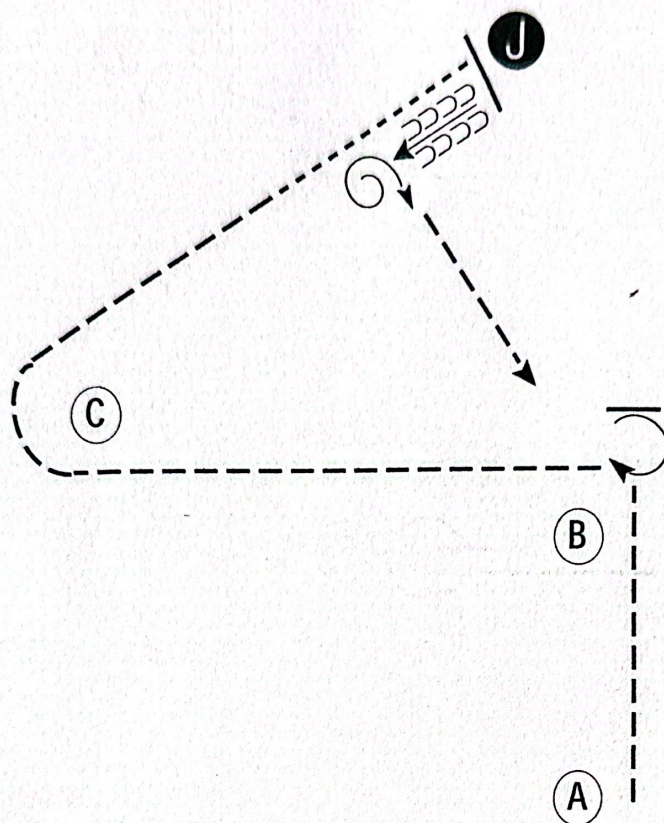


Sandhills Quarter Horse Show  
 Showmanship (Youth, Amateur, and Select)  
 Saturday, May 4<sup>th</sup>



Be ready at A.

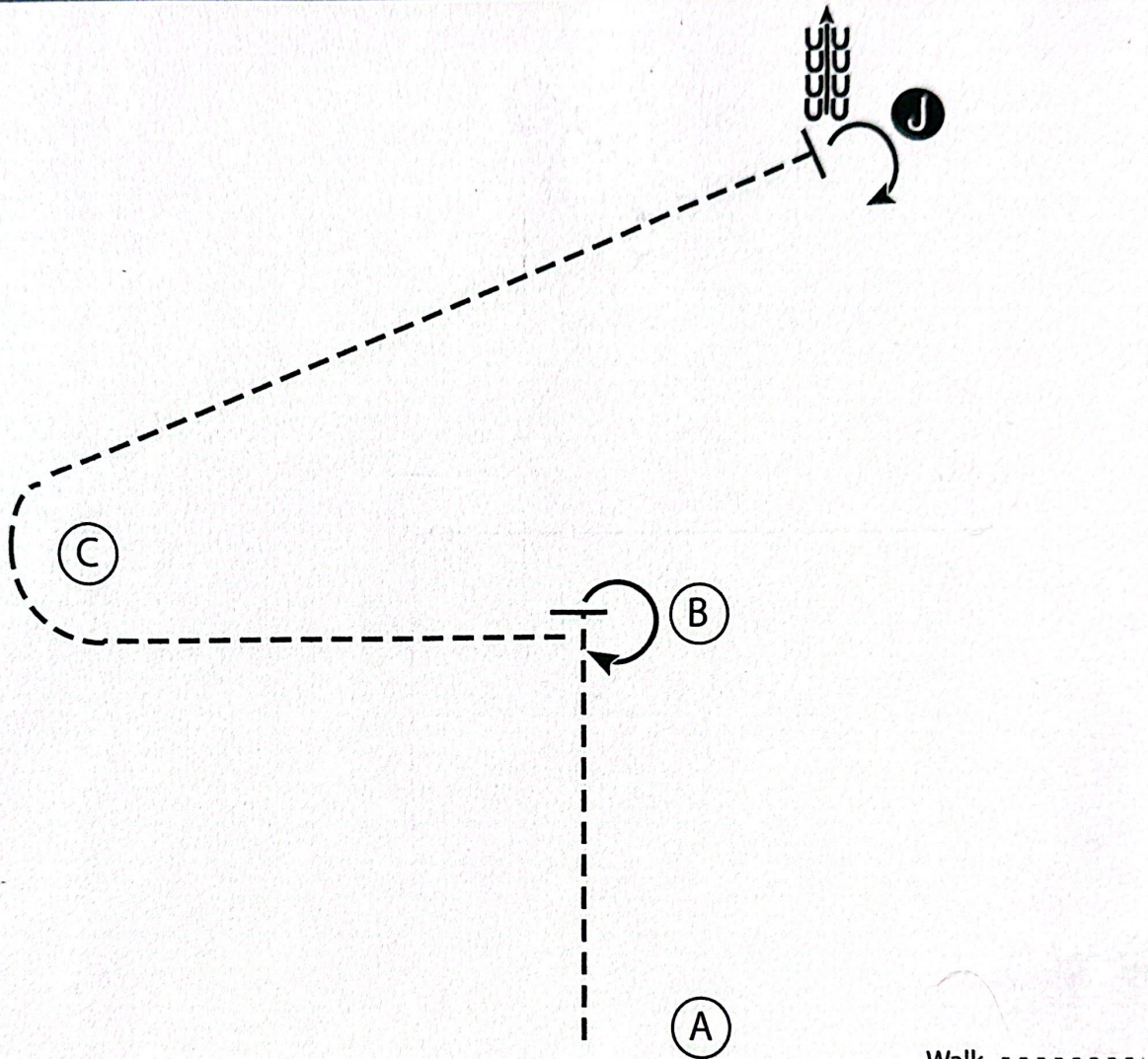
1. Trot from A past B.
2. Stop and perform 270 degree turn.
3. Trot around C. Break to a walk half way to the Judge.
4. Walk to Judge, stop and set up for inspection.
5. When dismissed back one horse length.
6. Perform a 45 degree turn and trot to the line-up or follow the instructions of your ring steward.

Walk	-----
Trot	—————
Back	← ㄩㄩㄩㄩ ㄩㄩㄩㄩ
Marker	Ⓚ
Judge	●


# Sandhills Quarter Horse Show

Showmanship (Level 1, Non-Pro Green, and All Breed)

Saturday, May 4<sup>th</sup>



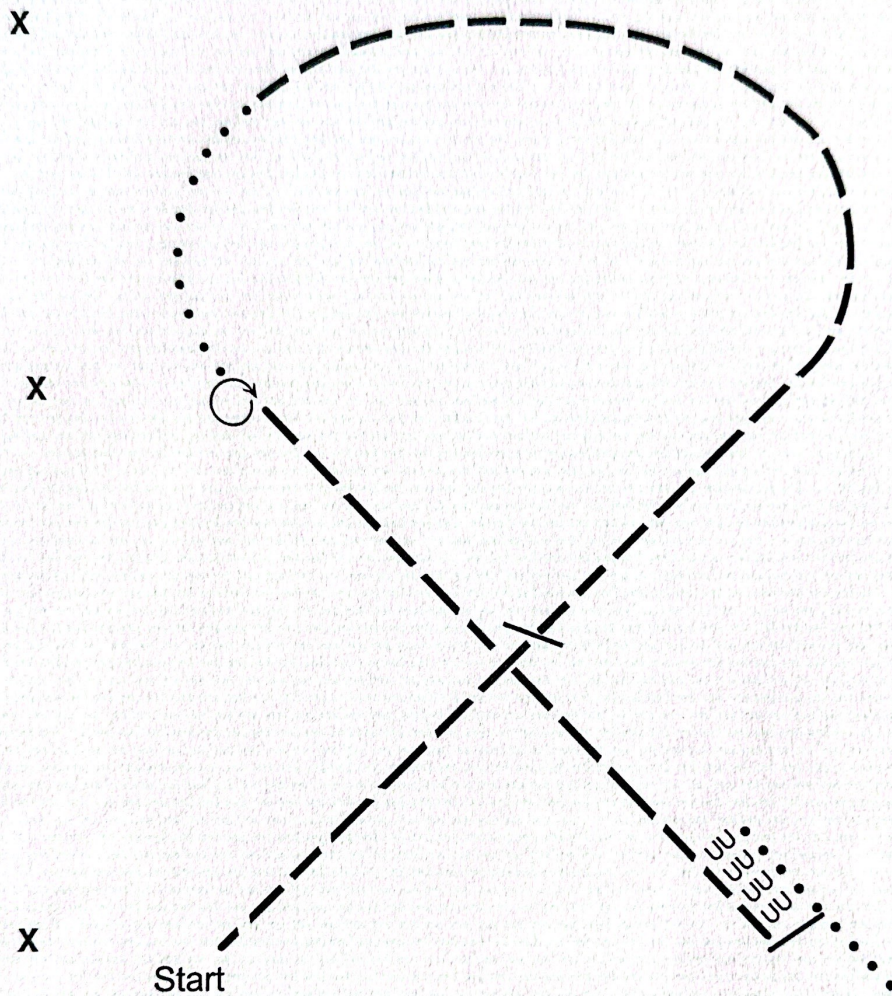
1. Trot from A to B.
2. Stop and perform a 270 degree turn.
3. Trot from B, around C, to the Judge.
4. Stop and set up for inspection.
5. When dismissed perform a 110 degree turn.
6. Back six steps and follow instructions from ring steward.

- Walk .....  
Trot - - - - -  
Back ←   
Marker (B)  
Judge (J)

# Sandhills Quarter Horse Show

Equitation (All Walk/Trot)

Saturday, May 4<sup>th</sup>

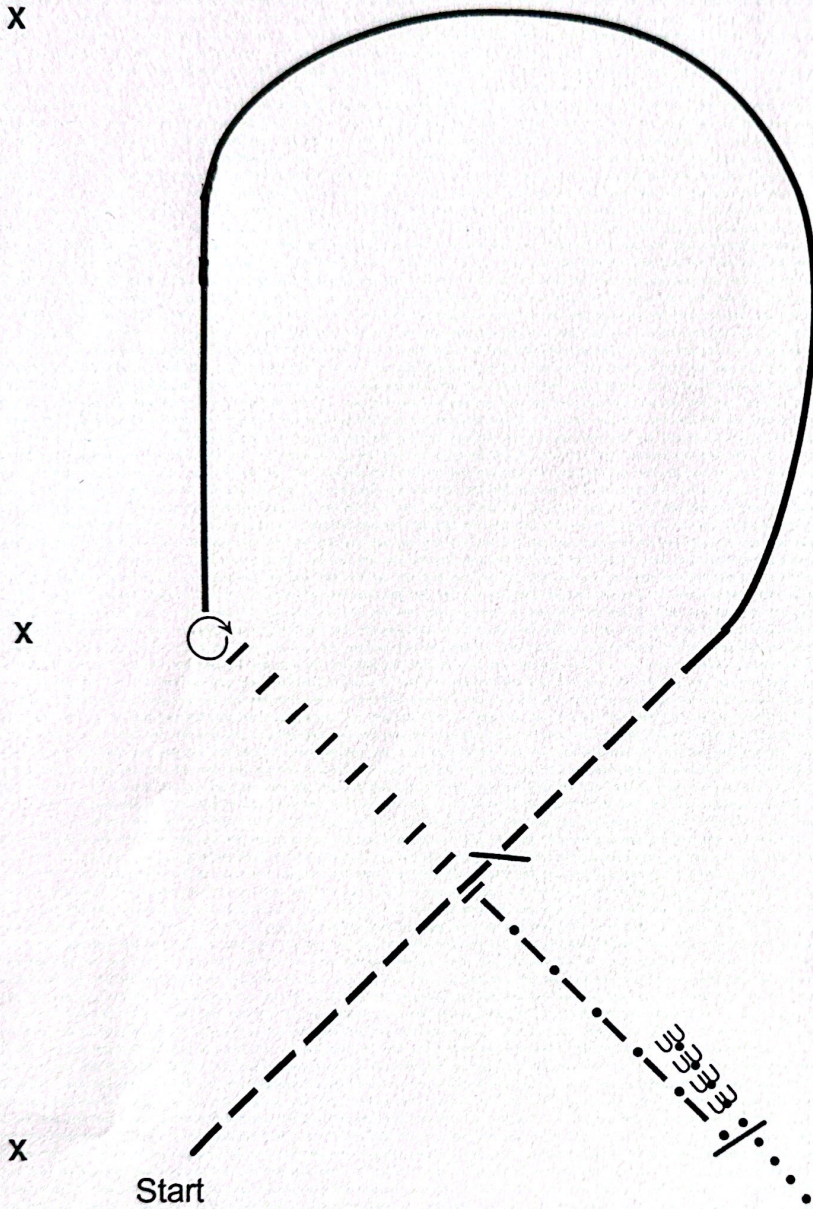


1. Posting trot left diagonal
2. Change diagonals, posting trot right diagonal
3. Walk and stop
4. One turn on forehand right
5. Posting trot left diagonal and stop
6. Back and walk to exit

# Sandhills Quarter Horse Show

Equitation (Level 1, Non-Pro Green, and All Breed)

Saturday, May 4<sup>th</sup>



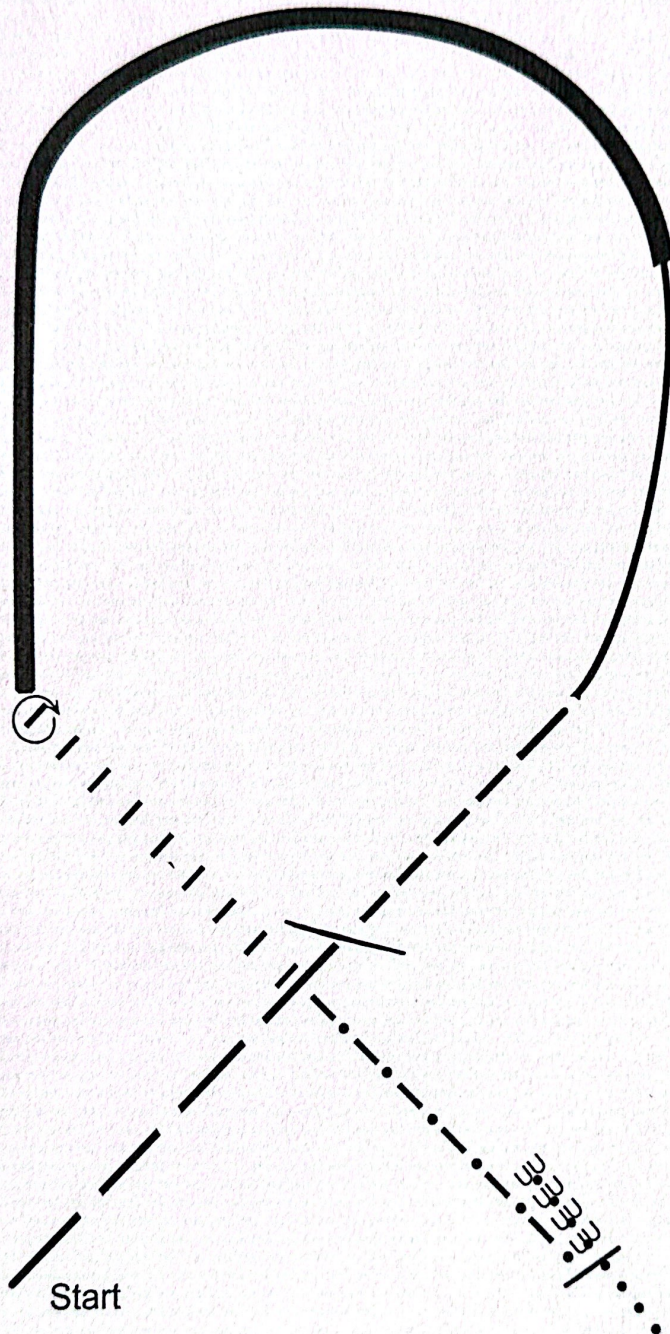
1. Posting trot right diagonal
2. Change diagonals, posting trot left diagonal
3. Canter left lead
4. Stop
5. 7/8 turn on forehand right
6. Two point at trot
7. Sit trot and stop
8. Back and walk to exit

Sandhills Quarter Horse Show  
Equitation (Youth, Amateur, and Select)  
Saturday, May 4<sup>th</sup>

X

X

X



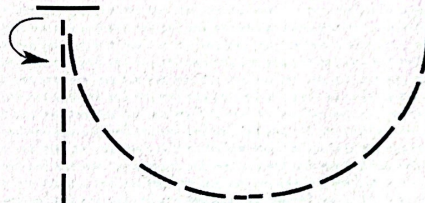
1.  trot right diagonal, *change diagonals*
2. Canter left lead
3. Hand gallup left lead and stop
4. 7/8 turn on forehand right
5. Two point at trot
6. Sit trot and stop
7. Back and walk to exit

# Sandhills Quarter Horse Show

Horsemanship (All Walk/Trot)

Saturday, May 4<sup>th</sup>

(B)



Be ready at A.

(A)

1. Walk halfway to center of pattern.
2. Jog to center of pattern.
3. Stop and perform a 180 degree turn left.
4. Extended jog in a half circle to the left.
5. Jog until even with B.

Pattern is over once you have passed B at the jog.

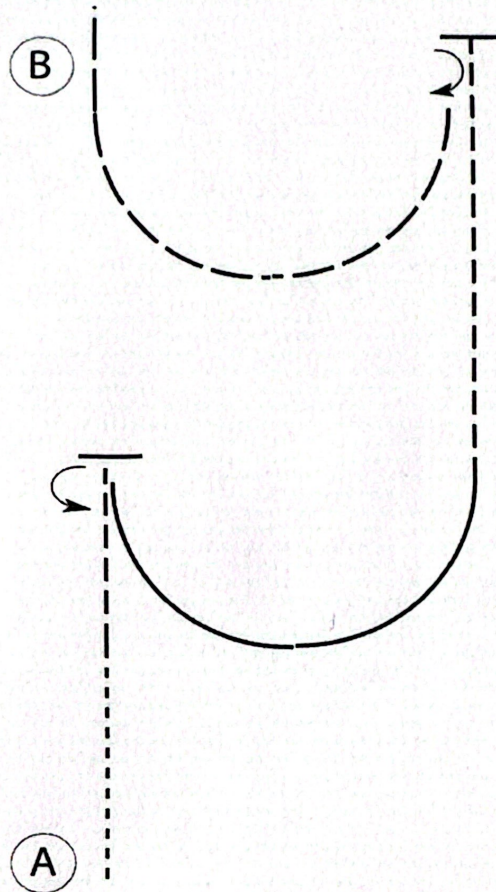
Follow the directions of your ring steward.

Walk	-----
Jog	-----
Extended Jog	-----
Lope	-----
Lead Change	↙
Back	←
Marker	(B)

# Sandhills Quarter Horse Show

Horsemanship (Level 1, Non-Pro Green, and All Breed)

Saturday, May 4<sup>th</sup>



Be ready at A.

1. Walk halfway to center of pattern.
2. Jog to center of pattern.
3. Stop and perform a 180 degree turn left.
4. Lope a half circle to the left.
5. Jog until even with B.
6. Stop and perform a 180 degree turn right.
7. Extended jog in a half circle to the right.

Pattern is over once you have passed B at the extended jog.

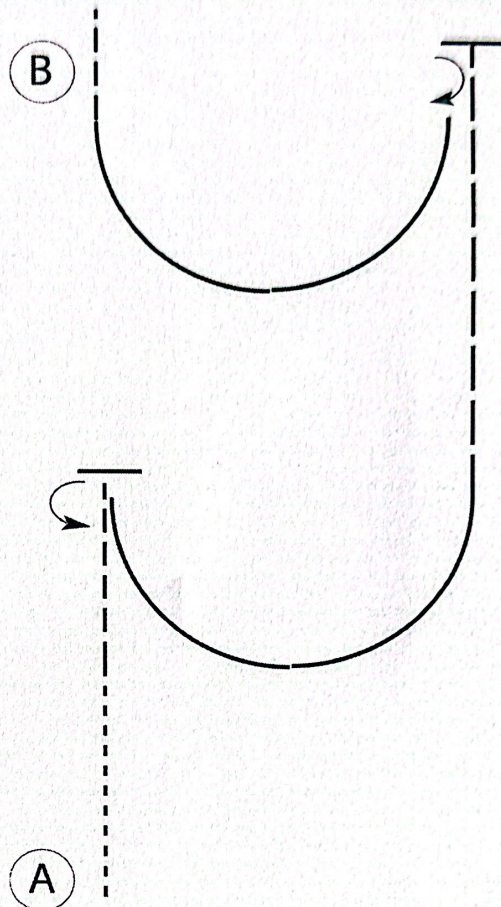
Follow the directions of your ring steward.

Walk	-----
Jog	- - - - -
Extended Jog	— — — —
Lope	—————
Lead Change	— / —
Back	← — — — —
Marker	ⓑ

# Sandhills Quarter Horse Show

Horsemanship (Youth, Amateur, and Select)

Saturday, May 4<sup>th</sup>



Be ready at A.

1. Walk halfway to center of pattern.
2. Jog to center of pattern.
3. Stop and perform a 180 degree turn left.
4. Lope a half circle to the left.
5. Extended jog until even with B.
6. Stop and perform a 180 degree turn right.
7. Lope a half circle to the right.
8. When even with B, break to a jog.

Pattern is over once you have passed B at the jog.

Follow the directions of your ring steward.

Walk	-----
Jog	-----
Extended Jog	-----
Lope	—————
Lead Change	
Back	
Marker	ⓑ